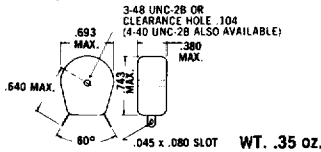


MINIATURE INDUCTORS

Mechanical Tolerance: $\pm .015$ unless otherwise indicated.

TYPE P — Compression Molded



CORE NO. 50

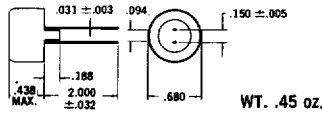
Recommended Frequency: Up to 50 KHz.
Maximum Inductance: 4.5 H.

Special Core Stabilization Available: D, L, M, W.

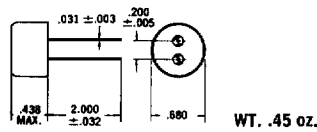
Inductance $\pm 1\%$ (mH)	Part Number	Typical	
		DCR* (ohms)	Distributed Capacity (pf)
1.0	50-1	.6	30
2.5	50-2	1.4	31
5.0	50-3	2.8	31
6.0	50-40	3.3	32
7.2	50-41	3.9	32
7.5	50-4	4.1	32
8.6	50-42	4.7	33
10.0	50-5	5.4	33
12.0	50-43	6.5	33
12.5	50-6	6.6	33
15.0	50-7	7.5	34
17.5	50-44	9.4	34
20.0	50-8	10.7	34
24.0	50-45	12.9	34
25.0	50-9	13.5	34
30.0	50-10	16.1	35
36.0	50-46	19.4	35
40.0	50-11	21.5	35
43.0	50-47	23.1	36
50.0	50-12	27.3	36
60.0	50-48	32.6	36
72.0	50-49	38.9	37
75.0	50-13	41.0	37
86.0	50-50	47.0	38
100.0	50-14	54.0	38
120.0	50-51	66.0	38
125.0	50-15	68.0	39
150.0	50-16	81.0	39
175.0	50-53	95.0	40
200.0	50-17	108.0	40
240.0	50-54	130.0	41
250.0	50-52	135.0	41
300.0	50-18	161.0	42
360.0	50-55	194.0	42
400.0	50-19	215.0	43
430.0	50-56	231.0	43
500.0	50-20	268.0	44
600.0	50-57	321.0	44
720.0	50-58	387.0	45
750.0	50-21	403.0	45
860.0	50-59	461.0	46
1.00 H	50-22	536.0	46
1.20 H	50-60	643.0	47
1.25 H	50-61	672.0	47
1.50 H	50-62	804.0	48
1.75 H	50-63	938.0	48
2.00 H	50-64	1103.0	49
2.40 H	50-67	1286.0	50
2.50 H	50-66	1339.0	50
3.00 H	50-65	1607.0	51

* See page 4 for explanation of variations in DC resistance.

TYPE M — Metal Cased



TYPE MG — Metal Cased - Grid Spacing



CORE NO. 51

Recommended Frequency: 10 KHz to 200 KHz.
Maximum Inductance: 1 H.

Special Core Stabilization Available: D, M, W, L.

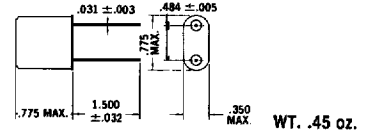
Inductance $\pm 1\%$ (mH)	Part Number	Typical	
		DCR* (ohms)	Distributed Capacity (pf)
1.00	51-1	1.2	25
1.20	51-2	1.3	25
1.50	51-3	1.7	26
1.75	51-4	1.9	26
2.00	51-5	2.5	26
2.40	51-6	2.7	26
3.00	51-7	3.3	27
3.60	51-8	4.4	27
4.30	51-9	4.7	27
5.00	51-10	5.5	28
6.00	51-11	6.6	28
7.20	51-12	7.8	28
8.60	51-13	9.4	28
10.00	51-14	10.9	28
12.00	51-15	13.1	28
15.00	51-16	16.3	29
17.50	51-17	18.9	29
20.00	51-18	21.7	29
24.00	51-19	26.0	29
30.00	51-20	33.0	29
36.00	51-21	39.0	29
43.00	51-22	47.0	29
50.00	51-23	55.0	30
60.00	51-24	66.0	30
72.00	51-25	78.0	30
86.00	51-26	94.0	30
100.00	51-27	109.0	31
120.00	51-28	130.0	31
150.00	51-29	162.0	31
175.00	51-30	189.0	31
200.00	51-31	217.0	32
240.00	51-32	260.0	32
300.00	51-33	325.0	33
360.00	51-34	389.0	33
430.00	51-35	466.0	34
500.00	51-36	546.0	35

WHEN ORDERING, ADD CASE PREFIX (TYPE) TO PART NUMBER.†

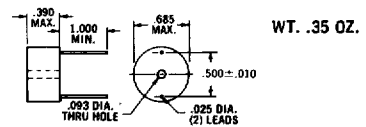
EXAMPLE: U 55-1
CASE TYPE ——— PART NUMBER
SEE PAGE 5 FOR SPECIAL ORDERING

† Add "C" to part number of molded inductor if clearance hole is desired.

TYPE MC — Metal Cased



TYPE PT — Printed Circuit

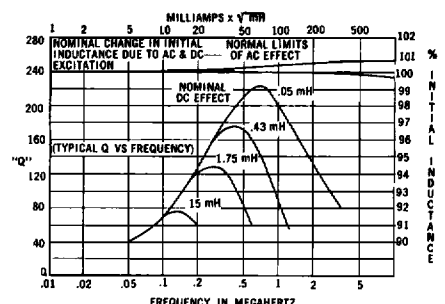
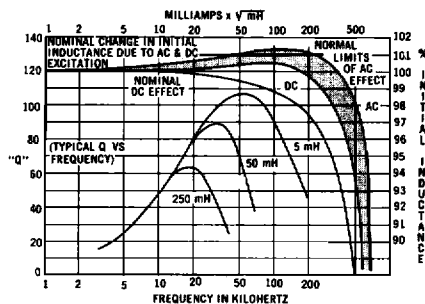
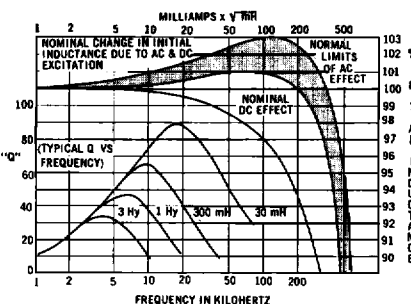


CORE NO. 53

Recommended Frequency: 50 KHz to 2 MHz.
Maximum Inductance: 20 mH.

Only Core Stabilization Available: ± 90 PPM/°C

Inductance $\pm 1\%$ (mH)	Part Number	Typical	
		DCR* (ohms)	Distributed Capacity (pf)
0.050	53-1	.42	6
0.060	53-2	.50	6
0.072	53-3	.60	6
0.075	53-4	.61	6
0.086	53-5	.72	6
0.100	53-6	.78	6
0.120	53-7	.89	6
0.125	53-8	.94	6
0.150	53-9	1.17	7
0.175	53-10	1.26	7
0.200	53-11	1.72	7
0.240	53-12	2.02	7
0.250	53-13	2.08	8
0.300	53-14	2.28	8
0.360	53-15	2.44	8
0.400	53-16	3.20	8
0.430	53-17	3.30	8
0.500	53-18	4.80	8
0.600	53-19	5.60	8
0.720	53-20	5.90	8
0.750	53-21	7.40	8
0.860	53-22	7.50	8
1.000	53-23	10.10	8
1.200	53-24	11.30	8
1.250	53-25	11.40	8
1.500	53-26	12.50	8
1.750	53-27	13.50	9
2.000	53-28	18.20	9
2.400	53-29	19.90	9
2.500	53-30	20.80	9
3.000	53-31	23.10	9
3.600	53-32	23.20	9
4.000	53-33	25.90	9
4.300	53-34	27.10	9
5.000	53-35	36.00	9
6.000	53-36	39.00	9
7.200	53-37	51.00	9
7.500	53-38	52.00	9
8.600	53-39	57.00	9
10.000	53-40	64.00	9
12.000	53-41	86.00	9
12.500	53-42	94.00	9
15.000	53-43	104.00	9

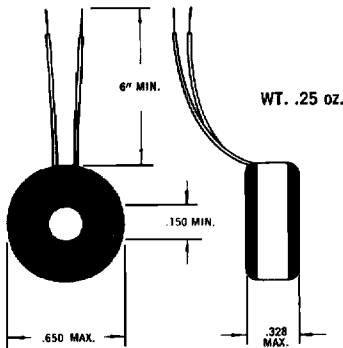


INDUCTORS

TOROTEL PRODUCTS INC./13402 South 71 Highway/Grandview, MO 64030/(816) 761-6314 TWX 910-777-7037

MINIATURE INDUCTORS

TYPE U — Uncased



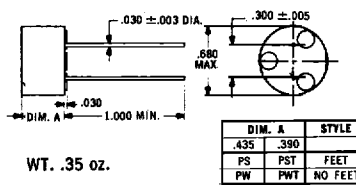
CORE NO. 55

Recommended Frequency: Up to 50 KHz.
Maximum Inductance: 5 H.
Special Core Stabilization: D, W, M, L.

Inductance ±1% (mH)	Part Number	Typical	
		DCR* (ohms)	Distributed Capacity (pf)
1.20	55-1	0.50	30
1.50	55-2	0.71	30
1.75	55-3	0.77	32
2.00	55-4	0.82	32
2.40	55-5	1.13	32
3.00	55-6	1.26	34
3.60	55-7	1.38	34
4.30	55-8	1.51	34
5.00	55-9	1.63	34
6.00	55-10	2.32	34
7.20	55-11	3.20	36
8.60	55-12	3.51	36
10.00	55-13	4.68	36
12.00	55-14	5.11	36
15.00	55-15	5.72	36
17.50	55-16	7.60	38
20.00	55-17	8.12	38
24.00	55-18	8.89	38
30.00	55-19	12.30	38
36.00	55-20	13.40	40
43.00	55-21	18.20	40
50.00	55-22	19.60	40
60.00	55-23	27.00	42
72.00	55-24	29.60	42
86.00	55-25	40.70	42
100.00	55-26	43.90	42
120.00	55-27	48.10	44
150.00	55-28	71.50	44
175.00	55-29	77.30	44
200.00	55-30	82.60	46
240.00	55-31	117.00	46
300.00	55-32	131.00	46
360.00	55-33	143.00	48
430.00	55-34	196.00	48
500.00	55-35	211.00	48
600.00	55-36	292.00	50
720.00	55-37	320.00	50
860.00	55-38	350.00	52
1.00 H	55-39	475.00	52
1.20 H	55-40	520.00	54
1.50 H	55-41	735.00	54
1.75 H	55-42	794.00	54
2.00 H	55-43	1080.00	56
2.40 H	55-44	1180.00	56
3.00 H	55-45	1320.00	56

* See page 4 for explanation of variations in DC resistance.

TYPE PS/PST/PW/PWT — Printed Circuit



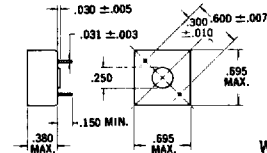
WT. .35 oz.

CORE NO. 56

Recommended Frequency: Up to 40 KHz.
Maximum Inductance: 7 H.
Special Core Stabilization: D, W, M, L.

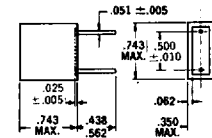
Inductance ±1% (mH)	Part Number	Typical	
		DCR* (ohms)	Distributed Capacity (pf)
1.50	56-1	0.50	36
1.75	56-2	0.54	36
2.00	56-3	0.58	36
2.40	56-4	0.80	36
3.00	56-5	0.90	38
3.60	56-6	1.23	38
4.30	56-7	1.35	38
5.00	56-8	1.46	38
6.00	56-9	1.60	38
7.20	56-10	2.27	40
8.60	56-11	3.13	40
10.00	56-12	3.38	40
12.00	56-13	3.70	42
15.00	56-14	5.11	42
17.50	56-15	5.53	42
20.00	56-16	5.90	44
24.00	56-17	7.95	44
30.00	56-18	8.89	44
36.00	56-19	12.00	46
43.00	56-20	13.10	46
50.00	56-21	14.10	46
60.00	56-22	19.20	46
72.00	56-23	26.40	48
86.00	56-24	28.90	48
100.00	56-25	31.20	48
120.00	56-26	43.00	50
150.00	56-27	48.10	50
175.00	56-28	51.90	52
200.00	56-29	73.90	52
240.00	56-30	80.90	54
300.00	56-31	117.00	54
360.00	56-32	128.00	54
430.00	56-33	140.00	56
500.00	56-34	189.00	56
600.00	56-35	207.00	58
720.00	56-36	286.00	58
860.00	56-37	313.00	60
1.00 H	56-38	337.00	60
1.20 H	56-39	369.00	62
1.50 H	56-40	520.00	62
1.75 H	56-41	710.00	64
2.00 H	56-42	759.00	64
2.40 H	56-43	832.00	66
3.00 H	56-44	1180.00	66
3.60 H	56-45	1290.00	66

TYPE S — Printed Circuit



WT. .35 oz.

TYPE PC — Printed Circuit



WT. .35 oz.

CORE NO. 57

Recommended Frequency: Up to 20 KHz.
Maximum Inductance: 10 H.
Special Core Stabilization: L.

Inductance ±1% (mH)	Part Number	Typical	
		DCR* (ohms)	Distributed Capacity (pf)
2.0	57-1	0.48	40
2.4	57-2	0.52	40
3.0	57-3	0.74	42
3.6	57-4	0.81	42
4.3	57-5	1.11	42
5.0	57-6	1.19	44
6.0	57-7	1.31	44
7.2	57-8	1.43	44
8.6	57-9	1.56	46
10.0	57-10	2.19	46
12.0	57-11	2.40	46
15.0	57-12	3.40	46
17.5	57-13	3.66	48
20.0	57-14	4.84	48
24.0	57-15	5.30	50
30.0	57-16	7.29	50
36.0	57-17	7.99	52
43.0	57-18	8.73	52
50.0	57-19	11.60	54
60.0	57-20	12.70	54
72.0	57-21	13.90	56
86.0	57-22	18.80	56
100.0	57-23	20.30	56
120.0	57-24	28.00	58
150.0	57-25	31.30	58
175.0	57-26	42.60	60
200.0	57-27	45.50	62
240.0	57-28	49.80	62
300.0	57-29	74.10	64
360.0	57-30	81.20	64
430.0	57-31	115.00	64
500.0	57-32	124.00	66
600.0	57-33	136.00	66
720.0	57-34	186.00	66
860.0	57-35	203.00	68
1.00 H	57-36	219.00	68
1.20 H	57-37	303.00	70
1.50 H	57-38	338.00	72
1.75 H	57-39	366.00	72
2.00 H	57-40	492.00	74
2.40 H	57-41	682.00	74
3.00 H	57-42	762.00	74
3.60 H	57-43	835.00	76
4.30 H	57-44	1160.00	76
5.00 H	57-45	1250.00	76

